

## 1. Fix the back plate to the ceiling

### IMPORTANT

Instruction must be read prior to installation or use.

Ensure the front or rear of pendant light is not exposed to water or liquids of any type.

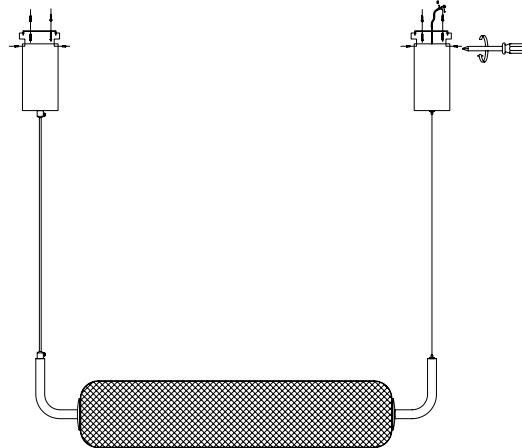
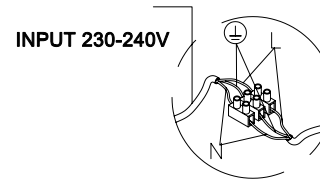
Product must be installed by a qualified electrician.

Must be installed according to the current wiring rules AS/NZ3000.

Use only on circuits with main supply voltage of 230V-240V 50Hz AC.

Do not modify this pendant light in any way. Install only as per instruction.

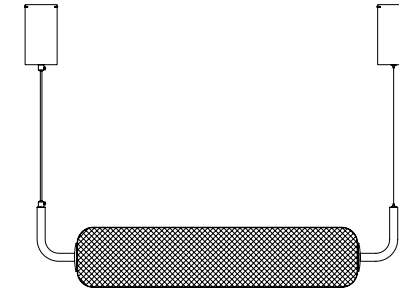
Pendant light is dimmable.



## 2. Connect the main power to "L" and "N" terminal block . Fix the ceiling pan.

### SAFETY PRECAUTIONS:

- This product must be installed by a licensed electrician.
- Do not disassemble the power supply.
- To prevent electrical shock, be sure power is turned off from the breaker box before installation or service.



## 3. Finish the installation and adjust cable in the suitable position then power on.