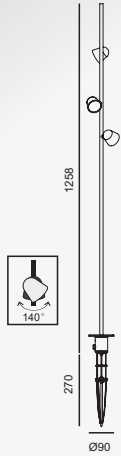


# LOTOS 3

POWER: 3x2.9W  
INPUT: 500mA



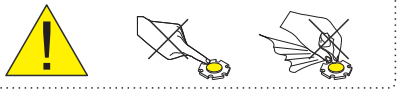
## SAFETY INSTRUCTIONS

- The appliance should be installed, connected and tested by qualified electrician, and in accordance with local regulations.
- Turn off the power supply before installation or maintenance of the appliance, and make sure that the cables will not be squeezed or damaged by sharp edges.
- The appliance should not be covered by insulation blankets or similar materials.
- Clean the appliance with a soft cloth and a standard PH neutral detergent. Stainless steel surfaces should be maintained regularly.
- Misuse of, or changes to the appliance shall nullify the guarantee. The manufacturer is free to change the design, specifications and instructions for assembly.


**⚠ DO NOT CONNECT THE APPLIANCE DIRECTLY TO HIGH-VOLTAGE POWER SUPPLY IF DRIVER IS NOT CONNECTED.**

**USE THE CORRECT DRIVER TO CONNECT.**

**DO NOT TOUCH OR CLEAN THE LED ARRAY! IN ORDER TO AVOID DAMAGING THE LED CHIP!**



F III IP65



lighting **ABOUT SPACE**

