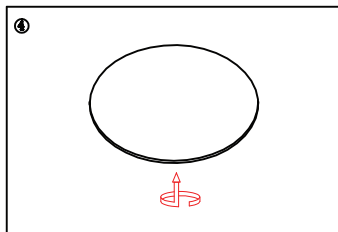
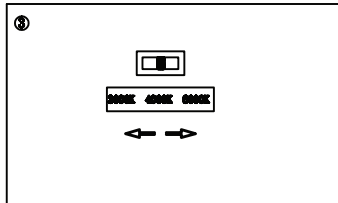
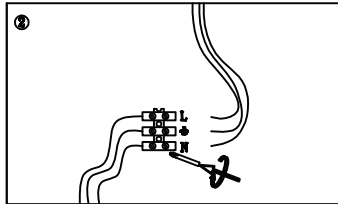
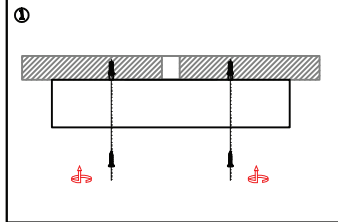
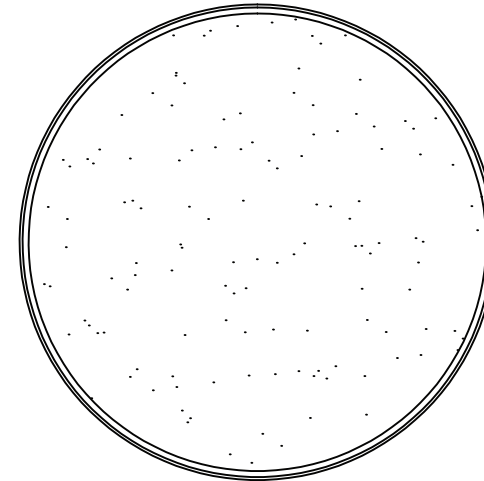
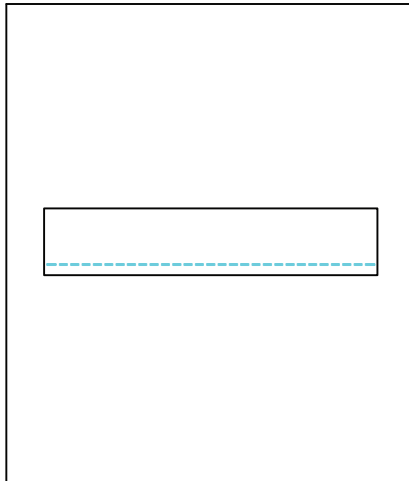


CUB CEILING



Product Name: CUB CEILING
Item No : MC1561C-BS
Light Source: LED 2835 STRIP 36W*2
Installation Steps:

1. Install the main body on the ceiling by using screws as drawing (1) showing.
2. Connect the electronic wire as drawing (2) showing.
3. Select color temperature by toggling the switch as drawing (3) showing.
4. Install the cover plate as drawing (4) showing.



Cautions:

1. The electronic wire should be changed if it is damaged.
2. The installation and maintain must be done by professional worker.
3. Please turn off the power before change the LED.