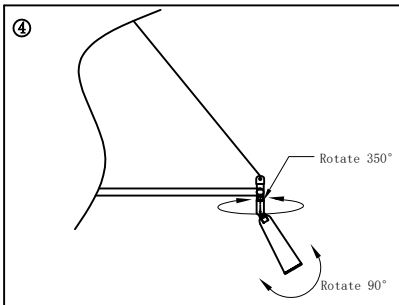
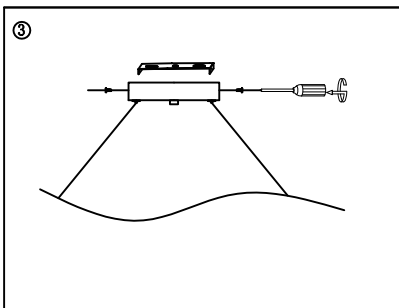
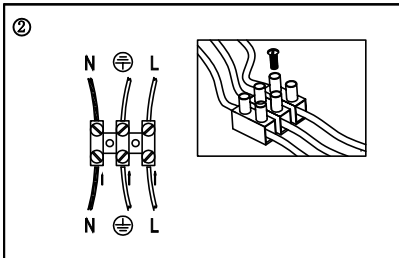
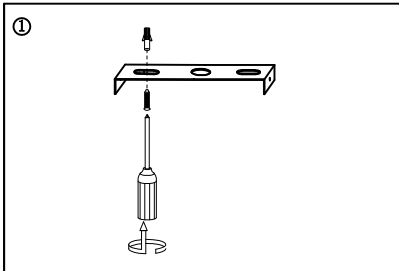


BARCO ROUND 600



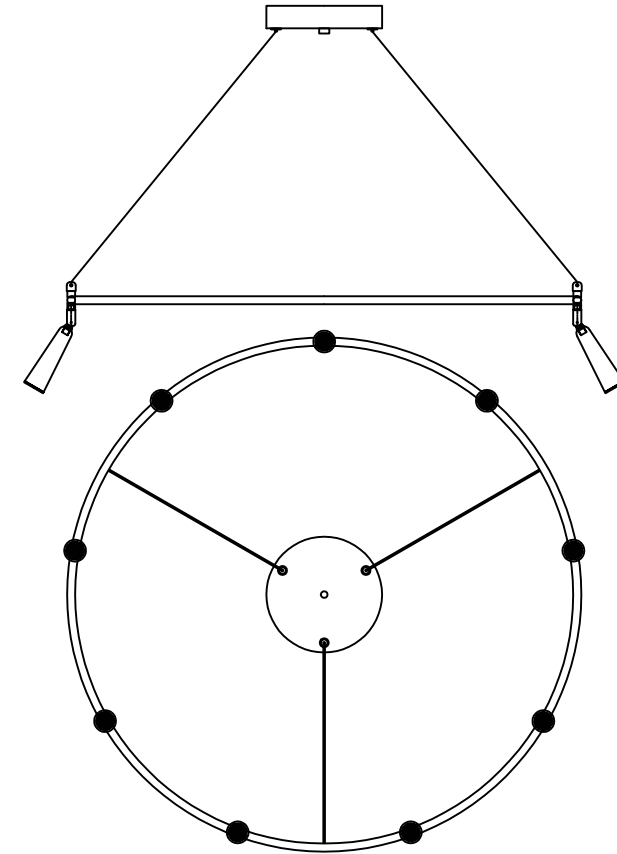
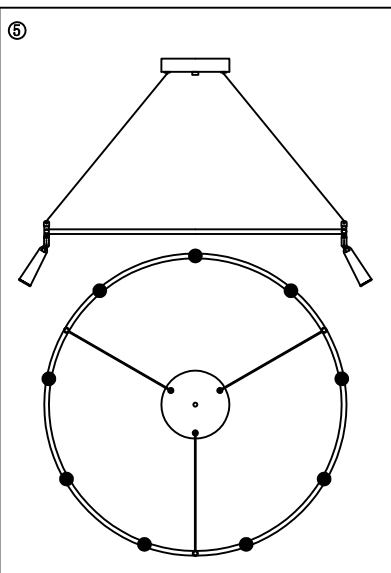
Product Name: Pendant Lamp

Item No :BARCO ROUND 600

Light Source: LED COB 9*5W

Installation Steps:

1. Install the ceiling-mount plate on the ceiling by using screws as drawing (1) showing.
2. Connect the electronic wire as drawing (2) showing
3. Install the ceiling pan with the wall-mount plate on the ceiling by using screws as drawing (3) showing.
4. Adjust the lamp cap to a proper angle drawing (4) showing.



Cautions:

1. The electronic wire should be changed if it is damaged.
2. The installation and maintain must be done by professional worker.
3. Please turn off the power before change the LED.