

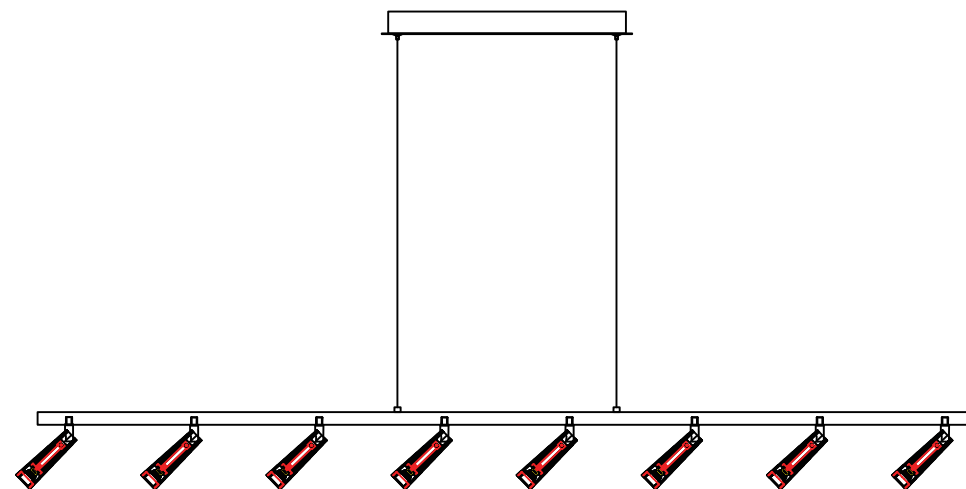
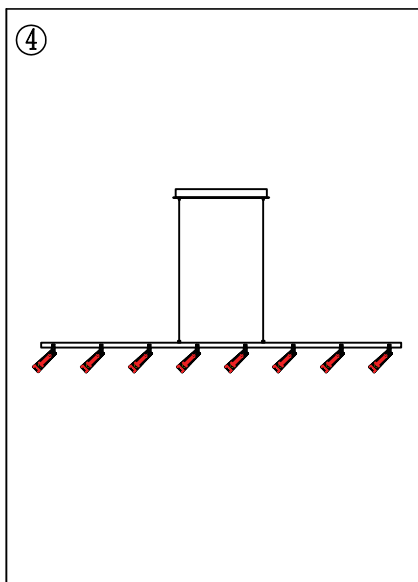
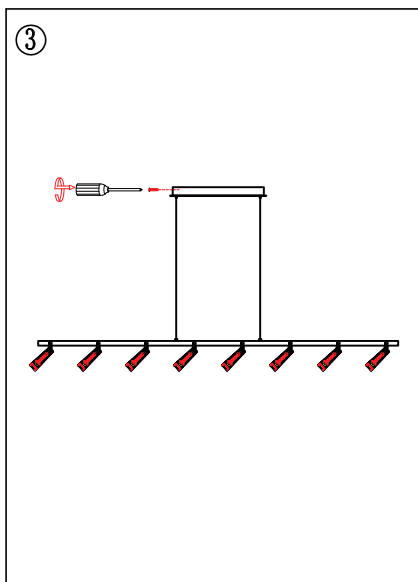
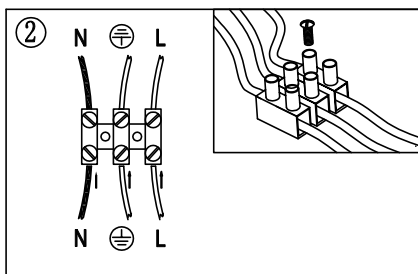
Product Name: Pendant Lamp

Item No.: MD201066-8

Light Source: LED 2835 STRIP 8*3W

Installation Steps:

1. Install the ceiling-mount plate on the ceiling by using screws as drawing ① showing.
2. Connect the electronic wire as drawing ② showing.
3. Install the ceiling pan with the wall-mount plate on the ceiling by using screws as drawing ③ showing.



Cautions:

1. The electronic wire should be changed if it is damaged.
2. The installation and maintain must be done by professional worker.
3. Please turn off the power before change the LED.